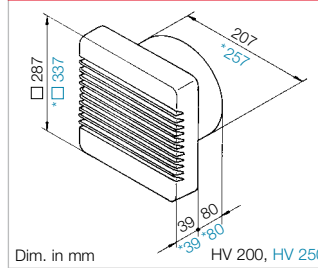


HV 200 / HV 250

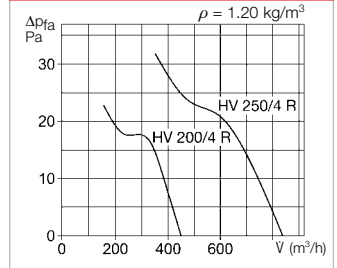


Drilling distance: HV 200 □239 mm / HV 250 □288 mm

Dimensions HV 200 / HV 250



Charac. curve HV 200 / HV 250



HelioVent wall fans fit in every room atmosphere thanks to their timeless design:
In living rooms and dining rooms, offices and conference rooms, restaurants or foyers.

Universally applicable. For supply and extract ventilation (reversible). Installation in walls or ceilings, even in an inclined position.

■ HelioVent at a glance

- Compact, low-noise fan unit with clever design features:
- HelioVent fits in unobtrusively in all environments.
- No view of the contaminated fan openings.
- High performance and low air noise due to low flow resistances.
- Ideal for maintenance. Facade can be removed with one hand. Easy to clean in a water bath.

■ Installation – connection

Installation is very easy and completed in minutes. The electrical connection is convenient. Reliable plug-in terminals and large cable storage space simplify the process. The supply line can be flush-mounted or surface-mounted.

■ Speed control

Possible in the range from 0–100 % using voltage reduction via electronic or transformer control units.

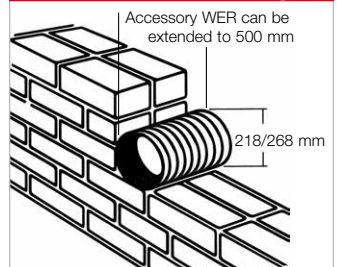
■ Description

- Room-side facade and fan casing made from high-quality and impact-resistant plastic in alpine white.
- Powerful capacitor motor with high level of efficiency. Fully enclosed. Corrosion-proof in die-cast aluminium casing, protected against dust and water (protection category IP54). Winding with humidity protection through bath impregnation in ISO class B.
- Protected against overloading by built-in thermal contact (automatically reactivating).
- Noise-tested ball bearings ensure quiet running.
- The large terminal box (protection category IP55) and huge cable storage space facilitate connection work.
- Profiled high-performance impeller with high efficiency ensures low-noise operation.
- Radio interference-free and maintenance-free.
- Contact protection according to DIN EN ISO 13857 guaranteed by room-side facade.
- Service and connection-friendly.

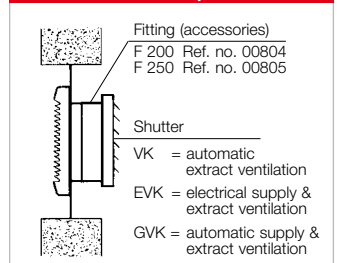
■ Accessory details Page

Roof outlets and ventilation grilles	561 ff.
Intake air elements	586 ff.
Speed controllers, controllers & turn-off delay switches	599 ff.

Installation in wall or ceiling



Installation in thin panels



Type	HV 200/4 R	HV 250/4 R
Ref. no.	00957	00958
Reversible (supply and extract ventilation)	Yes	Yes
Flow rate free blowing m³/h	450	840
Impeller Ø mm	200	250
Speed min⁻¹	1360	1380
Voltage / Frequency	230 V~ / 50 Hz	230 V~ / 50 Hz
Power consumption W	30	40
Rated current A	0.13	0.20
Sound pressure level dB(A) at 15 Pa at 1 m distance (free field conditions)	52	55
Sound power dB(A)	60	63
Wiring diagram no.	439	439
Protection category	IP54	IP54
Max. air flow temperature	+40 °C	+40 °C
Weight approx. kg	2.1	2.6

Accessories Description	Fan type	HV 200	HV 250
Feed duct for flush-mounted wall installation	Type Ref. no.	WER 200 00368	WER 250/225 00369
Shutter for extract air operation	Type Ref. no.	VK 200 00758	VK 250 00759
Shutter for supply and extract ventilation	Type Ref. no.	GVK 200 00370	GVK 250 00371
Reversing switch for supply and extract ventilation	Type Ref. no.	DSEL 2 ¹) 01306	DSEL 2 ¹) 01306
Reversing switch with speed controller continuously variable	Type Ref. no.	BSX 00240	BSX 00240
Speed controller flush-mounted	Type Ref. no.	ESU 1 00236	ESU 1 00236
Speed controller surface-mounted	Type Ref. no.	ESA 1 00238	ESA 1 00238

¹) NYM-J 4 x 1.5 mm² required for reverse operation.