

RR EC 250

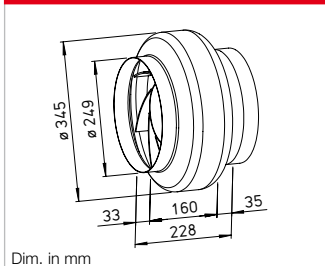


SVR EC 250



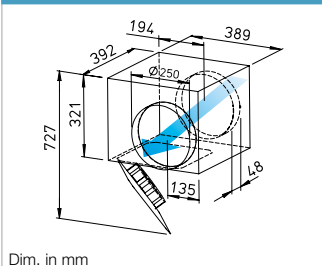
SlimVent – Slimline EC space saver
w/ retractable motor-impeller unit.

Dimensions RR EC 250



Dim. in mm

Dimensions SVR EC 250



Dim. in mm

Energy-saving EC circular duct fans for the delivery medium and small air volumes against high resistances.

Specifically designed for direct insertion in duct systems. High pressure performance for overcoming friction losses, deflection losses and aggregate resistances. For various applications in commercial, industrial and residential areas.

■ Special features

- ☐ Highly efficient EC motor for the lowest operating costs.
- ☐ Low space requirement and minimal installation costs due to linear throughflow.
- ☐ No need for elaborate deflectors.
- ☐ Connectors on inlet and outlet side correspond to standard duct Ø.
- ☐ Performance adjustment through 100% speed control.
- ☐ Can be used in any position.
- ☐ Wide range of accessories.
- ☐ Aerodynamically optimised casing design.

Common features RR EC and SVR EC

■ Drive

Energy-saving, speed-controllable EC external rotor motor in protection category IP44 with the highest level of efficiency. Maintenance-free and radio interference-free, ball bearing mounted.

■ Motor protection

Integrated electronic temperature monitoring system for EC motor and electronics.

■ Installation

No restrictions in any position (horizontal, vertical, diagonal) through corresponding installation for supply or extract ventilation. Installation in duct system, preferably away from the room to be ventilated for less noise.

Description RR EC

■ Casing

Made of galvanised steel sheet, robust for harsh operating conditions. Inlet and outlet side connection dimensions correspond to standard duct Ø.

■ Power control

Continuously variable speed control with internal (delivery) or external potentiometer or continuously variable speed control with universal control system (see table). Performance levels are shown in the performance curve as an example.

■ Electrical connection

Terminal box (IP54) on outside of casing.

■ Impeller

Centrifugal, with backward curved blades made of plastic. Dynamically balanced together with motor for low-noise operation, high level of efficiency.

■ Protection category

Protection category IP54 through inlet and outlet-side installation in a duct system which prevents the ingress of rainwater.

Description SVR EC

■ Casing

Flat casing in compact design made of galvanised steel sheet. Connectors and lip seal on inlet and outlet side for standard duct Ø. The retractable motor-impeller unit allows inspection and cleaning without dismantling components. The swivelling range must be considered for the inspection opening.

■ Power control

Continuously variable speed control with internal (delivery) or external potentiometer or continuously variable speed control with universal control system (see table). Performance levels are shown in the performance curve as an example.

■ Electrical connection

Terminal box (IP54) on external cable.

■ Impeller

Energy-saving centrifugal impeller with backward curved blades made of high-quality plastic. Dynamically balanced together with motor for low-noise operation.

■ Protection category

IP44 with connected duct system.

■ Noise

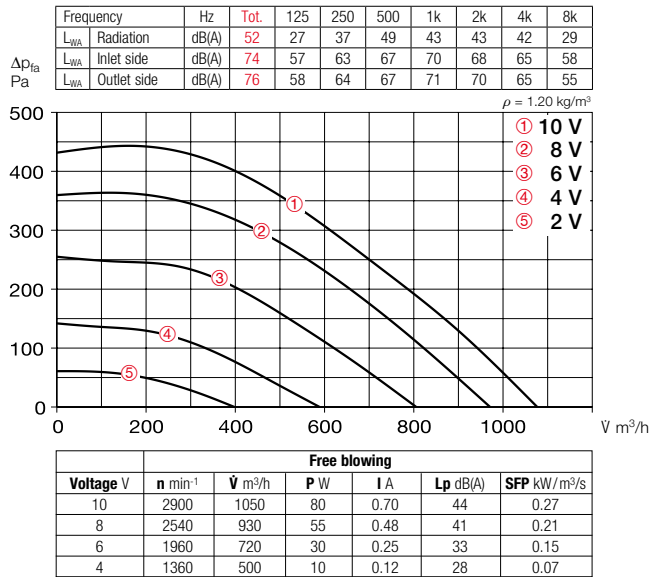
The total level and range are specified above the performance diagram for:

- ☐ Case-radiated sound power
 - ☐ Inlet side sound power
 - ☐ Outlet side sound power.
- The case-radiated noise as sound pressure at 1 m (free field conditions) is also specified in the type table and the table below the performance curve.

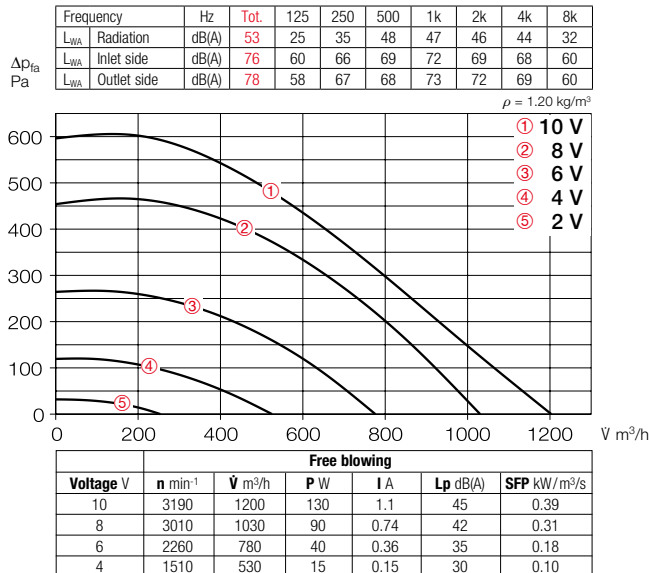
Type	Ref. no.	Connection Ø	Flow rate Free blowing	Rated speed	Sound press. case radiation	Power con- sum.	Current consum.	Wiring diagram	Max. air flow temp.	Wgt net aprx.	Universal control system		Speed potentiometer			
		mm	V m³/h	min ⁻¹	dB(A) in 1 m	kW	A	No.	+ °C	kg	Type	Ref. no.	flush-mount.		surf-mount.	
													Type	Ref. no.	Type	Ref. no.
Type RR EC, Single-phase alternating current, 230 V, 50/60 Hz, EC motor, IP44																
RR EC 250 A	06122	250	1050	3830	44	0.12	1.04	979	60	3.4	EUR EC ¹⁾²⁾	01347	PU 10 ¹⁾	01734	PA 10 ¹⁾	01735
RR EC 250 B	05787	250	1200	3200	45	0.17	1.35	979	60	4.2	EUR EC ¹⁾²⁾	01347	PU 10 ¹⁾	01734	PA 10 ¹⁾	01735
Type SVR EC, Single-phase alternating current, 230 V, 50/60 Hz, EC motor, IP44																
SVR EC 250	02294	250	1180	2800	48	0.15	1.22	979	60	7.9	EUR EC ¹⁾²⁾	01347	PU 10 ¹⁾	01734	PA 10 ¹⁾	01735

1) Multiple EC fans can normally be connected. 2) alternative electronic diff. pressure/ temperature controller (EDR/ETR, No. 01437/01438) or three level speed switch (SU/SA, No. 04266/04267), see accessories.

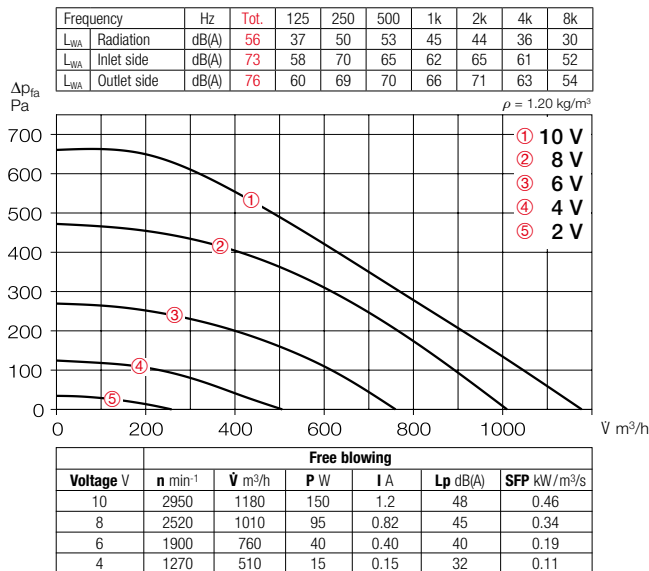
Performance curves RR EC 250 A



Performance curves RR EC 250 B




Performance curves SVR EC 250



Accessories

Pipe clamp connectors

BM 250 Ref. no. 05079
For structure-borne noise-free connection of fan and piping and for suspension (1 set = 2 pcs). Mount ventilation duct and fan connector at a distance and fold sleeve over during installation.



Mounting bracket

MK 4 Ref. no. 05824
Made of galvanised steel sheet.



External wall shutter

VK 250 Ref. no. 00759
Automatic made of plastic, light grey.



External wall cover grille

RAG 250 Ref. no. 00751
Made of plastic, light grey.

Protection grille

SGR 250 Ref. no. 05067
For inlet and outlet side installation. Made of galvanised steel.



Duct shutter

RSK 250 Ref. no. 05673
Automatic, made of metal.



Flexible cross talk silencer

FSD 250 Ref. no. 00680
Made of aluminium pipe with double-sided plug-in connectors. Sound insulation lining 50 mm thick, installation length 1 m.



Air filter box

LFBR 250 Coarse 70%* 08580
LFBR 250 ePM1 50%* 08534
Air filter with large surface area, for installation in pipeline.



Electric heating element

EHR-R 6/250 6.0 kWNo.08712
– with integrated temp. control
EHR-R 6/250 TR 6.0 kWNo.05296
Room or duct sensor (TFK/TFR, Accessories) required.



Temperature control system for electric heating element

EHR-R
EHS Ref. no. 05002



Warm water heating element

WHR 250 Ref. no. 09483
Compact heat exchanger for installation in duct system.



Temperature control system for warm water heating element

WHS HE Ref. no. 08319



* See product page 484 for detailed description.