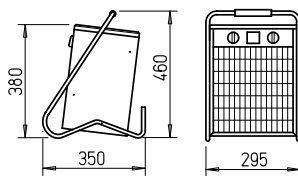


STH

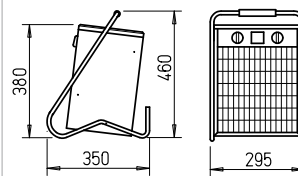


Dimensions STH 3



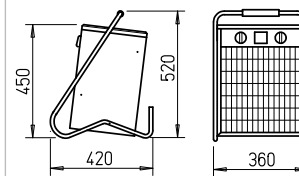
Dim. in mm

Dimensions STH 5



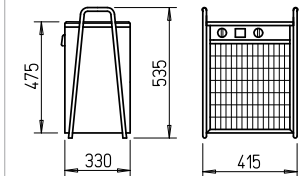
Dim. in mm

Dimensions STH 9 T



Dim. in mm

Dimensions STH 15 T



Dim. in mm

The compact, powerful STH heater fans are reliable, robust and convenient in terms of equipment. They are suitable for heating and drying. Use on construction sites, in production facilities, warehouses and workshops, churches, meeting rooms, etc.

- Series with heat output of 3 kW: 1~, 230 V as well as 5, 9 and 15 kW: 3~, 400 V.
- Practical operation due to compact dimensions.
- Attractive design.
- Easy to lift and transport due to ergonomically designed, solid transport hanger.

■ Quality in every detail

- Robust, hard-wearing and secure due to metal body. Suitable for use under hard conditions, even in wet rooms and for continuous operation.
- Corrosion-resistant casing, made entirely of galvanised steel sheet, powder-coated in pleasant white.
- Protective stand with powder coating in red.
- Robust front protection grille, powder-coated in hard-wearing grey.
- Clear control panel, protected against damage due to recessed mounting.
- Maintenance-free and radio

interference-free.

- All models in protection category IPX4. Applicable in wet rooms.
- Contact protection according to DIN EN 60335.
- Enclosed sheathed heating element made of stainless steel with low surface temperature.
- Easily accessible, externally resettable protection against overheating for types STH 9 T and STH 15 T. Automatically reactivating after cooling for STH 3 and STH 5.
- **Individual time setting**
All types from 9 kW are equipped with a timer for preprogrammed activation for

up to 24 hours under specification of the room temperature as standard.

■ Control

- Control via built-in operating switch.
- Heating for types with 3, 5 and 9 kW switchable in two levels; switchable in three levels for type with 15 kW.
- Heating operation can be controlled via built-in room air thermostat with setting range +5 °C to +35 °C. Fan remains in operation for better heat distribution in the room when the heating is deactivated.

Technical data

Type	STH 3	STH 5	STH 9 T	STH 15 T
Ref. no.	02520	02521	02522	02523
Heat output kW	3.0	5.0	9.0	15.0
Switchable heat output kW	0 – 1.5 – 3	0 – 2.5 – 5	0 – 4.5 – 9	0 – 5 – 10 – 15
Max. temperature increase K	25	37	38	35
Max. ambient temperature °C	40	40	40	40
Flow rate m³/h	400	400	700	1300
Speed min⁻¹	1300	1300	1300	1300
Sound pressure dB(A) at 4 m (free field cond.)	40	40	43	58
Voltage V, 50 Hz	1~, 230	3~, 400	3~, 400	3~, 400
Rated current A	13.5	7.5	13.5	21.7
Req. socket / CEE coupling	1)	16 A	16 A	32 A
Weight approx. kg	6.0	6.0	10.5	15.5
Timer function (pre-programming 24 h)	—	—	Yes	Yes

1) with approx. 1.5 m long cable and Schuko plug.