

KWL 500 W



KWL 500 W R with accessories
(pollen filter, KWL-EVH 500 W)

Efficiency class

A

KWL 500 W R/L and 500 W ET R/L



Compact unit with heat recovery for the central supply and extract ventilation of residential buildings and apartments. Perfectly prepared for modern communication and operation with the new Helios easyControls 3.0 control system incl. integrated network connection. Equipped with EC fans for low energy consumption and highly efficient plastic or enthalpy heat exchangers for additional moisture recovery.

■ Casing

Made of galvanised steel sheet, powder-coated in white, double-walled, with 12 mm heat and sound insulation on all sides. Installation-friendly and maintenance-friendly. All elements are easily accessible through removable front panels.

■ Heat exchanger

- ☐ Large cross counterflow heat exchanger made of plastic, heat recovery efficiency up to 90 %.
- ☐ Types "ET" are equipped with highly efficient enthalpy heat exchanger for additional moisture recovery.

■ Fans

Two low-noise high-performance centrifugal fans with energy-saving EC motors ensure the air supply and extraction.

■ Ducts

Installation-friendly connection of intake, exhaust, extract and supply air through ducts with NW 160 mm using duct connectors (RVBD 160 K, accessories).

■ Condensate connection

Condensate drain at the bottom; ball siphon included in delivery. On-site connection to drain pipe.

■ Air filter

Clean outdoor air supply via ISO Coarse 75 % (G4) filter and 2nd filter stage via optional ISO ePM₁ 50 % (F7) or activated carbon filter. Extract air side equipped with an ISO Coarse 75 % (G4) filter in front of the heat exchanger.

■ Summer operation

Equipped with automatic bypass function and heat exchanger cover as standard.

■ Heat exchanger anti-icing protection

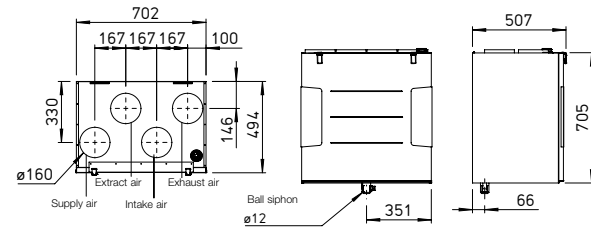
The standard frost monitoring system automatically controls the supply air flow volume and the optionally installed electrical preheater (KWL-EVH 500 W, accessories).

■ Control system

EasyControls 3.0 is the new, modern control system for all KWL compact units from Helios. The standard LAN interface allows the simple integration of the KWL unit in a network and the integration in Helios Cloud. The unit is optionally controlled via an external control element, on PC/laptop, tablet and Smartphone via the integrated web browser or on the move via the Cloud. See page 104 for functionality. Helios easyControls 3.0 is prepared for:

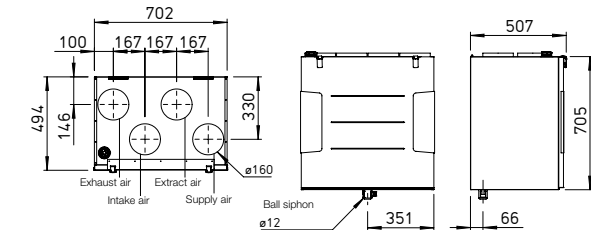
- ☐ The control elements KWL-BE ECO and KWL-BE Touch (optional accessories)
- ☐ The humidity sensor integrated as standard and other optionally available external air quality sensors (KWL-CO₂, -FTF,

Dimensions KWL 500 W R



Dimensions in mm

Dimensions KWL 500 W L



Dimensions in mm

-VOC, accessories) enable automatic, demand-controlled ventilation.

- ☐ Connection to building control system via integrated Modbus interface or optional KNX module (KWL-KNX Connect, accessories).

■ Electrical connection

Fixed connection via a mains connection cable 3 x 1.5 mm², approx. 2 m with wire end ferrules.

- **Accessories – Functional description (see right for details)**
KWL EC 500 W can be individually expanded with the following accessories:

☐ Control element ECO

- Three ventilation profiles selectable via slide switch.
- Control voltage can be measured directly on the control element.
- Weekly timer (WSUP / WSUP-S, no. 09990 / 09577, accessories) can also be added to implement a further operating level, e.g. night mode.
- LED for visual indication of operating statuses, e.g. filter replacement and faults.

☐ Control element Touch

- Touch control element with graphic display and user-friendly menu navigation:
- Commissioning assistant.
- Selection of four ventilation profiles.
- Adjustment of an individual weekly programme.
- Adjustment of parameters for room sensors.
- Indication of e.g. filter replacement, operating statuses and error messages.
- Different access authorisations and child lock.

- Other functions (see operating instructions).

☐ KNX/EIB module

For connecting the ventilation unit to the building control system via the KNX Connect module.

☐ Room sensors

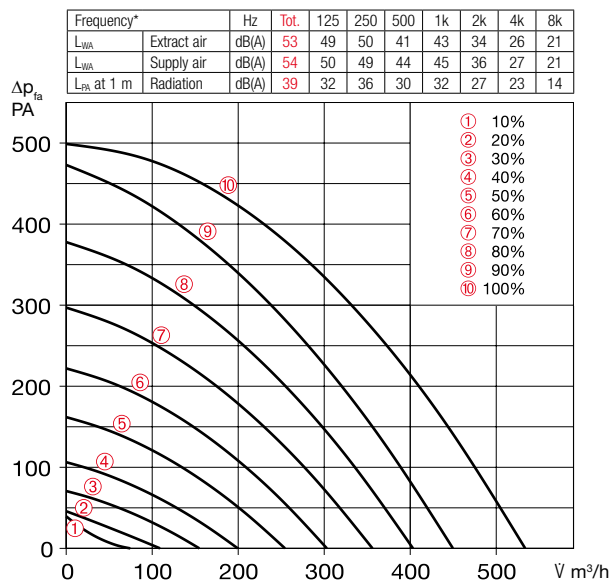
Room sensors, which measure the mixed gas, CO₂ concentration or relative room air humidity, are available for automatic operation and optimal air exchange.

☐ Post-heating

Helios easyControls 3.0 can be used with an electric post-heating element (EHR with KWL-LTK, accessories). The autonomous operation of the warm water heating element can be controlled via an air temperature control (WHS HE, accessories) independently from Helios easyControls 3.0.

■ References	Page
Helios easyControls 3.0	
The innovative KWL control concept	104 f.
Moisture recovery through enthalpy heat exchangers	103

Performance curves KWL 500 W



*Sound information relate to Vref. according to ERP data sheet.

Slide switch control element

KWL BE ECO Ref. no. 20246

Three-step slide switch including operation indicator, for flush-mounted installation. Function see left.

Dim. mm (W x H x D) 80 x 80 x 37

Casing for surface installation

KWL APG Ref. no. 04270

Dim. mm (W x H x D) 83 x 83 x 41

Touch control element

KWL BE Touch bl

(black) Ref. no. 20244

KWL BE Touch wh

(white) Ref. no. 20245

With graphic display, for flush-mounted installation. Function see left. Connection of up to 6 pcs.

possible (additional power supply unit may be required). Can be integrated in common switch ranges with the dimensions mm (W x H x D) 55 x 55 x 35, Dim. with frame mm (W x H x D) 88 x 88 x 35

Casing for surface installation

KWL APG Touch bl No. 40178

KWL APG Touch wh No. 40177

Dim mm (W x H x D) 85 x 85 x 25

Control line cable

KWL-SL eC 5m Ref. no. 40179

KWL-SL eC 10m Ref. no. 40180

Control line cables in 5 or 10 meters, suitable for KWL-BE ECO / Touch as well as room sensor.

Technical data	With plastic heat exchanger					With enthalpy heat exchanger				
	Type	Ref. no.	Type	Ref. no.	Type	Ref. no.	Type	Ref. no.	Type	Ref. no.
Right-hand version	KWL 500 W R	40053	KWL 500 W ET R	40055	Left-hand version	KWL 500 W L	40054	KWL 500 W ET L	40056	
Flow rate at level 1) 2)	⑩ ⑨ ⑧ ⑦ ⑥ ⑤ ④ ③ ② ①		⑩ ⑨ ⑧ ⑦ ⑥ ⑤ ④ ③ ② ①							
Supply air/extract air V m³/h	534 403 303 200 109		506 387 295 190 103							
Power consumption fans 2xW 1)	150 82 41 16 7		152 83 41 17 7							
Voltage/Frequency	1~, 230 V, 50 Hz									
Rated current A – ventilation	2.5									
– preheating	4.4									
– max. total	2.5 (6.9 incl. preheater, accessories)									
Electric preheater kW	1.0 kW (accessories)									
Summer bypass	automatic (adjustable), with heat exchanger cover									
Wiring diagram no.	1433									
Temperature operating range	–20 °C to +40 °C									
Installation temperature	+5 °C to +40 °C (90 % rel. humidity, non-condensing)									
Weight approx. kg	58					66				

1) At 0 Pa, performance levels adjustable. 2) Volume reduction by approx. 10% when using pollen filter.

3) AK = Activated carbon filter 4) For a duct diameter of 160 mm.

5) For a duct diameter of 180 mm.

KNX/EIB module

KWL-KNX Connect No. 20253

For integrating the ventilation unit in a KNX system. For switch cabinet installation (1 space unit required).

Room sensors

KWL-CO2 eC Ref. no. 20248

KWL-FTF eC Ref. no. 20249

KWL-VOC eC Ref. no. 20247

For measuring the CO₂, mixed gas (VOC) concentration or relative room air humidity. Please note the maximum number of sensors, additional power supply unit may be required.

Dim. mm (W x H x D) 98 x 98 x 33

Electric preheater

KWL-EVH 500 W No. 04262

Electrical preheater for simple, plug-in unit installation. For preheating the intake air at very low outdoor temperatures (heat exchanger anti-icing protection). Mandatory for passive houses. Output: 1000 W.

Extension module

KWL-EM eC Ref. no. 40155

For controlling external post-heating elements.

Dim. mm (WxHxD) 210x210x100

Motion detector

BWM Ref. no. 08323

Motion detector for detecting the presence of persons in the room. Surface-mounted wall installation (cable entry at top or bottom) or installation in flush-mounted box Ø 55 mm (cable entry at back).

Electric post-heating element

For additional supply air heating.

EHR-R 2.4/160 Ref. no. 09435

Rectangular duct temp. sensor

KWL-LTK eC (1 pc. req.) No. 40156

Warm water post-heating element

For additional supply air heating.

WHR 160 Ref. no. 09481

Rectangular duct temp. sensor

KWL-LTK eC (2 pc. req.) No. 40156

Hydraulic unit

WHSR HE 24 V (0-10V) No. 08318

Alternative:

Air temperature control

WHST 300 T38 Ref. no. 08817

Replacement air filters

– 2 pcs. ISO Coarse 75 % (G4)

ELF-KWL 500/4/4 No. 00039

– 1 pc. ISO ePM₁ 50 % (F7)

ELF-KWL 500/7 No. 00042

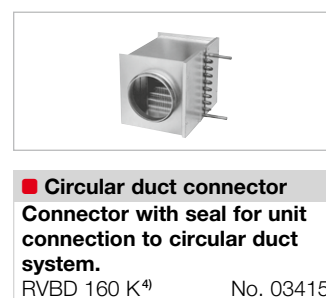
– 1 pc. ISO ePM_{2.5} 60 % (AK)³⁾

ELF-KWL 500 AK No. 04199

Reference

Enthalpy heat exchanger (accessories) for retrofitting:

KWL-ET 500 No. 00897



Other accessories

Page

KWL peripherals	150 ff.
– Ground heat exchanger	174 ff.
– Insulated duct system	164 f.
– Air distribution systems	166 ff.
– Control lines, etc.	170 f.
Heating element, control	486 ff.
ventilation grilles, ducts, roof outlets	561 ff.
extract air elements, design	
ventilation valves	574 ff.