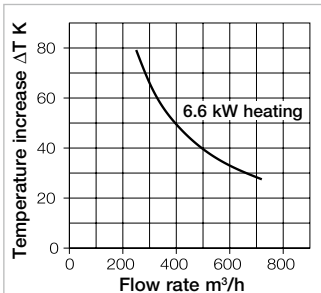
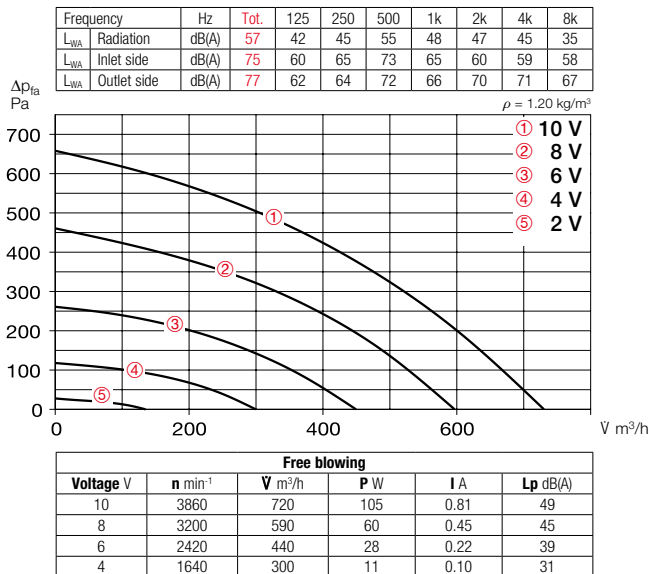


Performance curves ALB EC 30/20 EH



Reference

The integration of air filters
ELF-ALB 30/20 F7
(ISO ePM₁, 50 % (F7)) in
intake air systems fulfils the re-
quirements of VDI 6022.

Reference	Page
Planning information	14 ff.

Other accessories	Page
Silencers	494 ff.
Flexible ventilation ducts, ventilation grilles, fittings, shutters,	
Supply air disc valves	584 f.

Accessories

Replacement and pollen filter

– ISO Coarse 90 % (G4)

ELF-ALB 30/20 G4 No. 07284

– Filter class ISO ePM₁₀ 70 % (M5)

ELF-ALB 30/20 M5 No. 07285

– Filter class ISO ePM₁ 50 % (F7)

ELF-ALB 30/20 F7 No. 07319

Large cassette filter for long cleaning
intervals. Unit = 3 pcs.



Room sensor – Air quality

AIR1/KWL-CO2 0-10V No. 20251

AIR1/KWL-FTF 0-10V No. 20252

For measuring the CO₂ concen-
tration or relative room humidity.
Maximum total of one sensor can
be connected.

Dim. mm (W x H x D) 85 x 85 x 27



Room sensor – Temperature

TFR-ALB/KWL Ref. no. 07277

For measuring the room temperature
and controlling the ventilation unit
according to the setpoint.

Incl. 20 m control line.

Dim. mm (W x H x D) 80 x 80 x 25



Connection cable

– 20 metres long

ALB EC-SK 20 Ref. no. 06816

– 40 metres long

ALB EC-SK 40 Ref. no. 06817

Attach between ALB and control
element as well as between ALB
and TFR-ALB/KWL.



Transition piece – Symmetrical

KWL-ÜS 700 D Ref. no. 04206

From unit flange to round duct
systems.

Flexible connecting sleeve

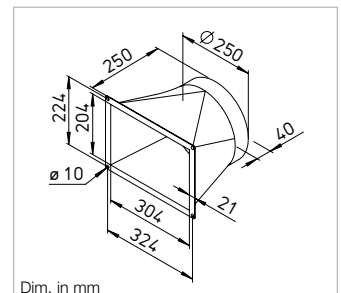
FM 250 Ref. no. 01672

For acoustic decoupling, incl. 2
pcs. hose clamps.

Angle flange ring

FR 250 Ref. no. 01203

Made of galvanised steel sheet, for
duct connection.



Duct shutter, motorised

RVM 250 Ref. no. 02576

Prevents cold draughts when the
unit is at a standstill. Automatic
function through fan operation,
with mounted spring return motor.
Installation in any position, closing
force adjustable corresponding to
fan power and installation position.

