

AW 710DV sileo Axial fan

Item Number: [34140](#)

Variant: 400V 3~ 50Hz

Speed controllable by voltage reduction, plus option of 2-step operation by D/Y switching for 400V versions.

Inlet protection guard.

Safe and maintenance free operation.

Can be installed in any mounting position.

Electric connection via terminal box mounted on the motor.

Single phase fans are supplied with capacitor.

Axial fans of the AW sileo range do have a bionic shape of the fan blade, and are driven by external rotor motors. The AW range is equipped with a square wall plate, galvanized steel and powder coated in black (RAL9005). The protection guard at the inlet side is powder coated in black. The axial impeller is manufactured from pressure die cast aluminum and also painted in black (RAL9005). The impeller is balanced dynamically in two levels in accordance with DIN ISO 1940 part 1, quality G6.3.

The motors are equipped with thermal contacts for motor protection, with leads to be connected to a motor protection unit.



Technical parameters

Nominal data		
Voltage (nominal)	400	V
Frequency	50	Hz
Phase(s)	3~	
Motor circuit connection	D; Y	
Input power	2,600	W
Input current	4.8	A
Impeller speed	1,330	r.p.m.
Air flow	max 22,576	m³/h
Air flow at max. efficiency	13,327	m³/h
Specific ratio	1,000000	
Temperature of transported air	max 60	°C
Max temperature of transported air, when speed controlled	60	°C
Sound data		
Sound pressure level at 1m	76	dB(A)
Protection/Classification		
Enclosure class, motor	IP54	
Insulation class	F	
Data according to ErP		
ErP ready	ErP 2018	
Measurement category	A	
Efficiency grade	41.7	η_{actual}
Efficiency, static	37.9	η_{statA}
Target efficiency grade ErP2013	36	$\eta_{target2013}$
Target efficiency grade ErP2015	40	$\eta_{target2015}$

Dimensions and weights

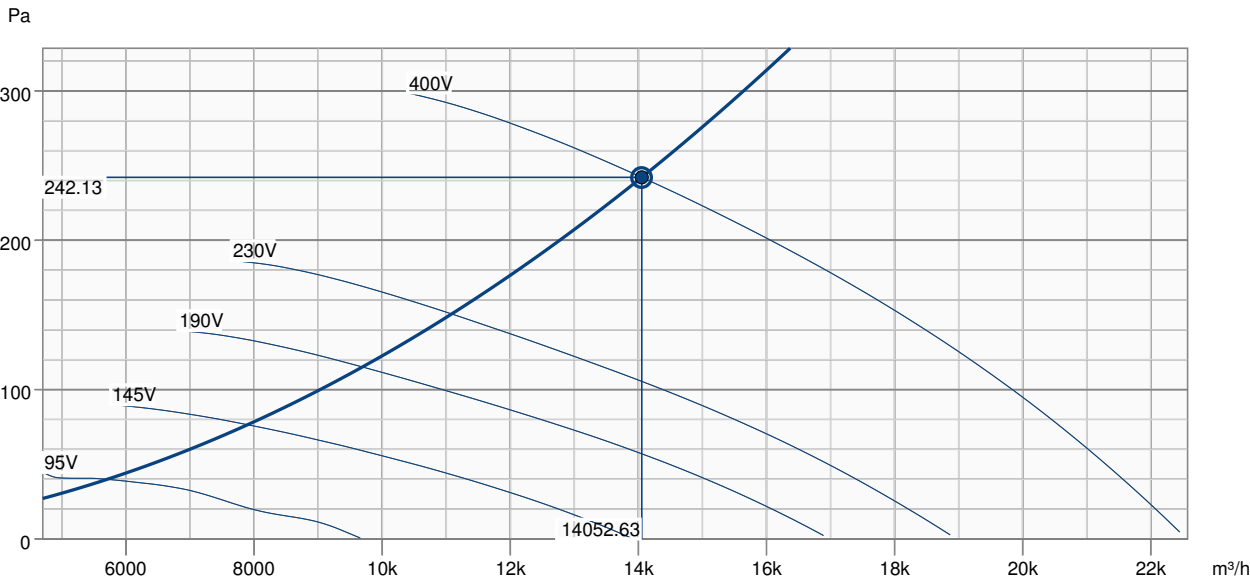
Weight35 kg

Others

Color name, casingBlack

Motor typeAC

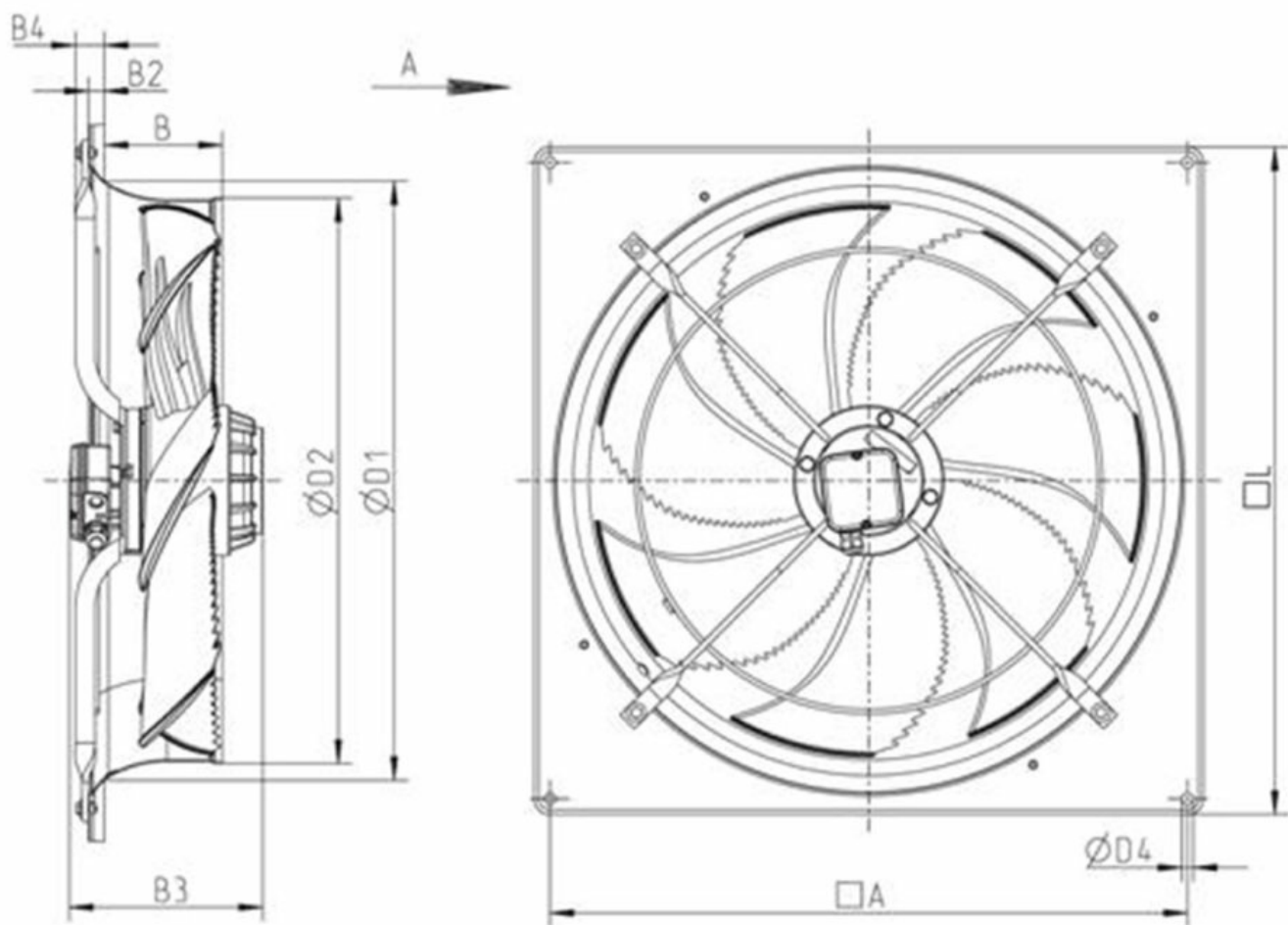
Performance curve



Hydraulic data	
Required air flow	14049 m³/h
Required static pressure	242 Pa
Working air flow	14053 m³/h
Working static pressure	242 Pa
Air density	1.204 kg/m³
Power	2554.3 W
Fan control - RPM	1341 rpm
Current	4.76 A
SFP	0.654 kW/m³/s
Control voltage	400.0 V
Supply voltage	400 V

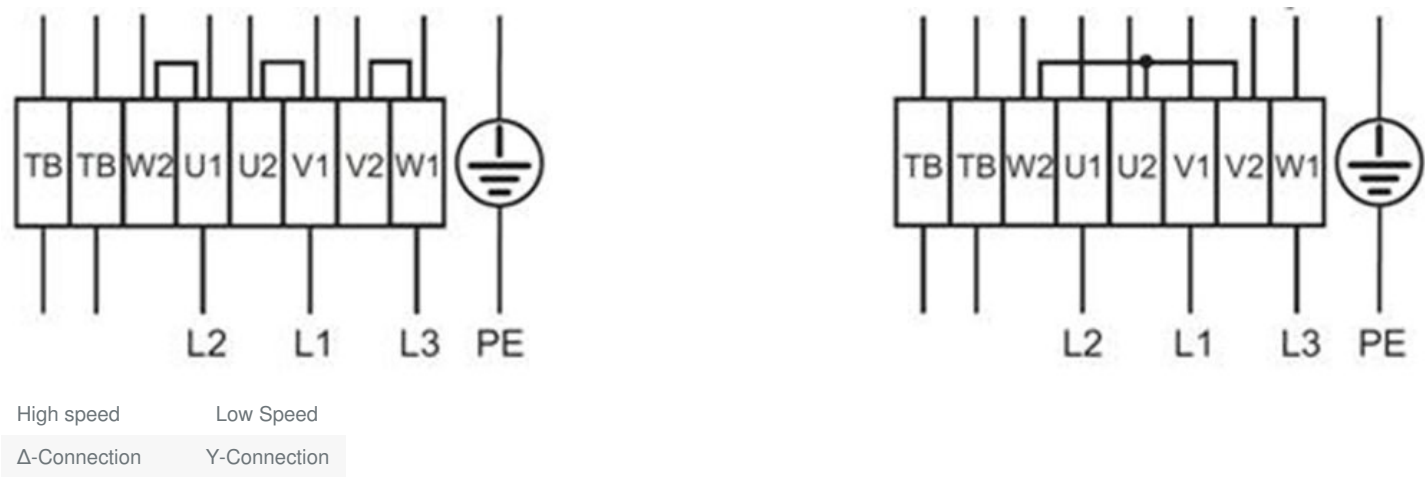
Sound power level		63	125	250	500	1k	2k	4k	8k	Total
Inlet	dB(A)	50	64	66	72	77	77	73	66	82
Outlet	dB(A)	51	64	68	73	76	75	72	66	81

Dimension



	□A	B	B2	B3	B4	ØD1	ØD2	ØD4	□L
AW 710DV	810	228	20	298	37	763	720	14.5	850

Wiring



Ecodesign 327		
Manufacturer	Systemair GmbH, Seehöfer Str. 45, DE-97944 Boxberg, Amtsgericht (court of registration) Mannheim, HRB 560437	
Type	AW 710DV	
Year of manufacture	See name plate of the fan	
Air flow qv	13,327	m³/h
Efficiency category	static	
Efficiency grade N	41.7	
Efficiency grade target N	40	
Speed (rpm) n	1,339	r.p.m.
Pressure increase total psf	257	Pa
Power consumption Ped	2,570	W
Overall efficiency	37.9	%
Variable speed drive	No	
Additional components	Components used to calculate the energy efficiency that are not apparent from the measurement category are detailed in the CE declaration.	
Maintenance	Information on installation, operation and mainenance is provided in the operating instructions.	
Recycling / disposal	Information on recycling and disposal is provided in the operating instructions.	

Accessories

- [REV-5POL/07 ON/OFF \(33980\)](#)
- [RTRD 7 speed control Systemair \(5943\)](#)
- [RTRDU 7 Speed contr. Systemair \(5947\)](#)
- [S-DT2SKT Two speed switch Y/D \(2697\)](#)
- [SG AW 710 Guard grill \(GFC\) \(3395\)](#)
- [SG AW-D BGr 071, RAL 9005 \(30606\)](#)

Documents

- [L-BAL-001-SYSTEMAIR.PDF](#)
- [EU_DECLARATION_OF_CONFORMITY_AXIAL_FANS_EN_003.PDF](#)

Specification

Axial fans of the AW sileo range do have a bionic shape of the fan blade, and are driven by external rotor motors. The AW range is equipped with a square wall plate, galvanized steel and powder coated in black (RAL9005). The protection guard at the inlet side is powder coated in black. The axial impeller is manufactured from pressure die cast aluminum and is powder coated in black. The impeller is balanced dynamically in two levels in accordance with DIN ISO 1940 part 1, quality G6.3. The motors are equipped with thermal contacts for motor protection, with leads to be connected to a motor protection unit, for example Systemair unit S-ET.